


# Nakatani Gong Orchestra Manual

1. Tatsuya will be conducting using both hands or one hand




or



2. His conducting order is:


A. WHO is playing?



or



B. WHAT tool?



**Bow**

or



**Large Mallet**

or




**Small Mallet**

C. GO! - WATCH for Tatsuya's CUE

# MALLET

Let's play! Feel it out, try different dynamics, different spots on the gong,,hit with gravity, send enegy towards the center.




Grab Mallet and **Stand by**



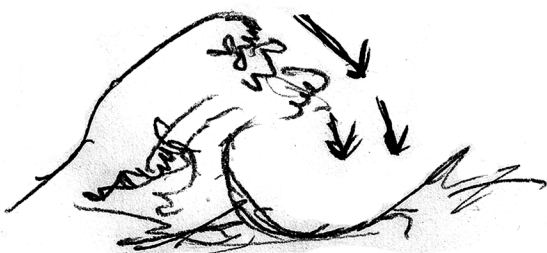
Watch Dynamics



Watch count, 1-2-3-X



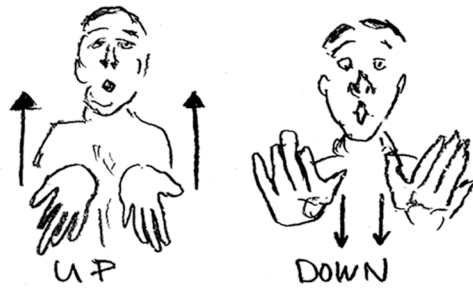
Hit only ONCE, Feel gravity



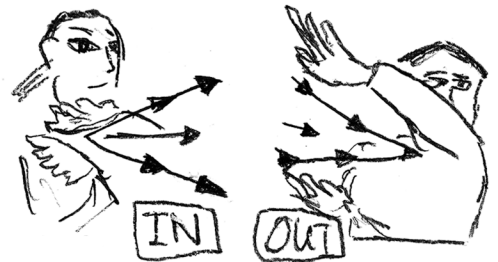
When multiple gongs are hit,  
the orchestra sounds like a  
ocean wave crashing ///



**SMALL SOUND**




**LOUDER / QUIETER**



**CRESCENDO**



**CUT! STOP PLAYING**



**IMPROVISE / LISTEN**



**KEEP DOING**



**EXPAND THE SPACE (MA)**  
stretch it out, let it breathe




**COMPRESS THE SPACE (MA)**  
more intense, take the air out



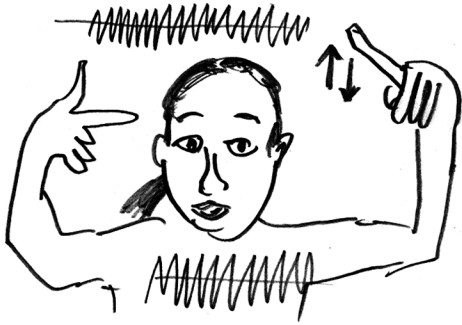
**STAND BY,**  
only one short stroke / note,  
then stand by again



**FOLLOW / MIRROR**  
**TATSUYA**




**YOU ARE THE HEAD OF THE**  
**GROUP,** your group  
mirrors you



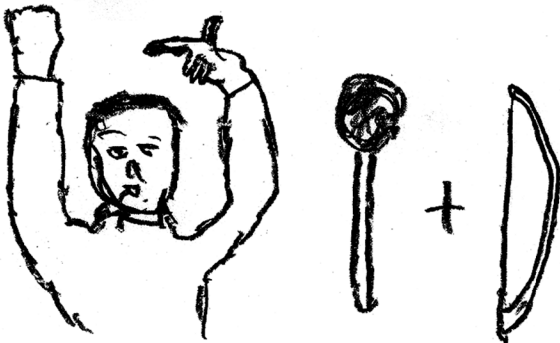
*Group 1 ONLY*

**TREMELO**



*Group 3 ONLY*

**Wobble  
LOW FREQUENCY BOWING**



*Group 3 ONLY*

**WHILE BOWING  
GRAB MALLET  
STAND BY  
FOLLOW COUNT**

1. PAY ATTENTION to Tatsuya's conducting
2. Keep playing until the next cue
3. Play nicely from your stomach
4. Listen carefully, merge with the dynamics and tones
5. Smooth transitions between cues
6. Do not let the audience touch the Instruments